

# PRESSUREWIRE™ X

Wireless Physiology Measurement System

## NOW MORE ACCURATE WITH AN IMPROVED DESIGN

- This wire now has a new design for the jacket surrounding the pressure sensor, which improves the clinical decisions made using measurements from the wire
- The soft tip design and hydrophilic coating help navigate tortuous anatomy, enable smoother stent delivery, and improve overall maneuverability

### Wireless coronary physiology

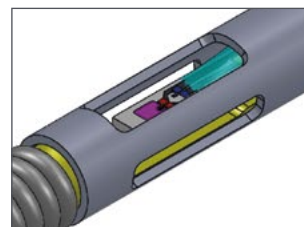
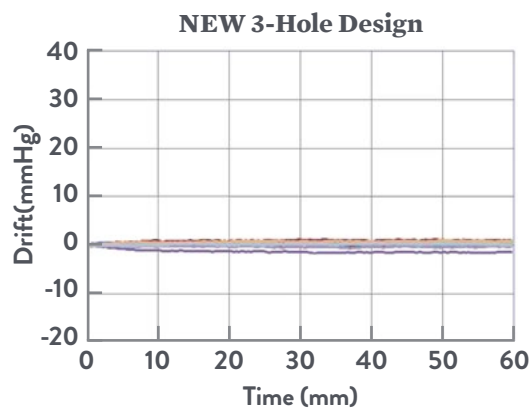
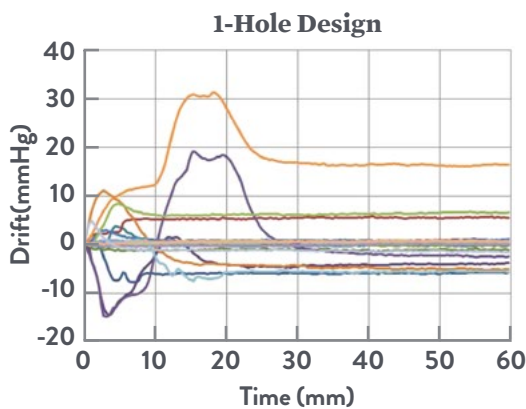
- The PressureWire™ X Guide Wire (wireless configuration) is the world's only wireless pressure Guide Wire for Physiology assessment\*



updated sensor jacket with multiple, larger "windows"

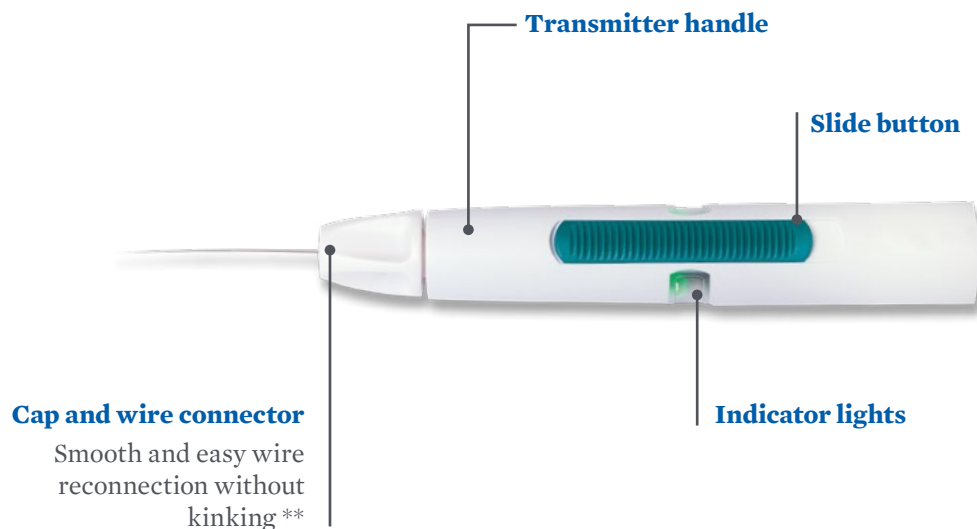
## ACCURATE AND RELIABLE

The new design of the jacket surrounding the pressure sensor improves the accuracy of pressure measurements by reducing acute drift of > 2 mmHg by 84%.



## HIGH LEVEL OF HANDLING PERFORMANCE

- Improved shapeability and reshapeability for improved navigation\*\*
- Better shape retention for performance in complex anatomy and for multiple pull-backs\*\*
- More durable soft tip designed to protect the vessel in tortuous anatomy\* without compromising steerability/trackability\*\*



## ORDERING INFORMATION

PRESSUREWIRE™ X WIRELESS FFR MEASUREMENT SYSTEM	
REORDER NUMBER	DESCRIPTION
C12059	PressureWire™ X Wireless Physiology Guide Wire, 175 cm
C12009	PressureWire™ X Cabled Physiology Guide Wire, 175 cm

\* Volcano Corp. Verrata† Guide Wire and PrimeWire Prestige† Plus Guide Wire IFUs. Opsens Inc. OptoWire† Guide Wire and OptoWire† II Guide Wire IFUs. ACIST Medical Systems. Navvus† Microcatheter IFU. Boston Scientific Corporation. Comet† Guide Wire IFU.

\*\* Compared to the previous generation (PressureWire™ 8 Guide Wire).

Caution: This product is intended for use by or under the direction of a physician. Prior to use, reference the Instructions for Use provided inside the product carton (when available), at [eifu.abbottvascular.com](http://eifu.abbottvascular.com) or at [medical.abbott/manuals](http://medical.abbott/manuals) for more detailed information on Indications, Contraindications, Warnings, Precautions and Adverse Events. **Information contained herein for DISTRIBUTION in Europe, Middle East and Africa ONLY.** Check the regulatory status of the device in areas where CE marking is not the regulation in force.

Tests performed by and data on file at Abbott. Illustrations are artist's representations only and should not be considered as engineering drawings or photographs. Photos on file at Abbott.

**Abbott Vascular International BVBA**

Park Lane, Culliganlaan 2B, 1831 Diegem, Belgium, Tel: 32.2.714.14.11

™ Indicates a trademark of the Abbott Group of Companies.

[www.cardiovascular.abbott](http://www.cardiovascular.abbott)

©2019 Abbott. All rights reserved. 1-EH-1-9224-01 03-2019



# QUANTIEN™

Integrated Measurement System v.1.12.1

## CONFIDENT, WIRELESS DECISION-MAKING AT STRESS OR REST

With software version 1.12.1, you can measure Fractional Flow Reserve (FFR) or Resting Full-cycle Ratio (RFR), Abbott's new resting index.



**NOW WITH THE RESTING INDEX, RFR**

### Easy coronary physiology integration

The wireless design of the QUANTIEN™ integrated measurement system allows you to configure your cath lab environment exactly the way you like – without the clutter of cables. Easy cath lab installation without cabling through floor or ceiling – and without cath lab downtime. With the wireless Wi-Box™ transmitter and PressureWire™ X Guide Wire, the QUANTIEN™ system main unit can be placed as a built-in or mobile device anywhere in the cath lab, freeing up valuable table space and allowing control by either sterile- or nonsterile-dressed staff.

### Fast and easy wireless physiology

- With the QUANTIEN™ system, physiology is always available when and where you want it, without time-consuming setup or cables.

### Full visibility

- Regardless of where you place the QUANTIEN™ system main unit, you can view its video screen on the existing cath lab monitors right next to your angio and hemo screens

### Easy to place

- Place it where you want it – on a desktop, on a wall, bedside or on a mobile pole

### Touch display

- You have fingertip access to all features, using the latest touch screen technology and a high-resolution widescreen

### Full connectivity

- Quick and easy procedures and full case documentation with DICOM# Worklist, DICOM# Archive, local network and USB memory stick data export



**PressureWire™ X Guide Wire**  
Transmitter



**QUANTIEN™**  
Integrated Physiology System

## ORDERING INFORMATION

QUANTIEN™ MEASUREMENT SYSTEM	
REORDER NUMBER	DESCRIPTION
C12787	QUANTIEN™ Measurement System
C12797	Desktop stand
C12798	Pole bracket
C12799	Wall mount
C12798	Table mount
+ C12777	Note: C12777 only needed if no rail-mounted IV-pole exists

QUANTIEN™ UPGRADE KITS	
REORDER NUMBER	DESCRIPTION
H1014680	QUANTIEN™ v.1.12.1 IFU Upgrade Kit (Customer Kit)

Caution: This product is intended for use by or under the direction of a physician. Prior to use, reference the Instructions for Use provided inside the product carton (when available), at [eifu.abbottvascular.com](http://eifu.abbottvascular.com) or at [medical.abbott/manuals](http://medical.abbott/manuals) for more detailed information on Indications, Contraindications, Warnings, Precautions and Adverse Events. **Information contained herein for DISTRIBUTION in Europe, Middle East and Africa ONLY.** Check the regulatory status of the device in areas where CE marking is not the regulation in force.

Tests performed by and data on file at Abbott. Illustrations are artist's representations only and should not be considered as engineering drawings or photographs. Photos on file at Abbott.

**Abbott Vascular International BVBA**  
Park Lane, Culliganlaan 2B, 1831 Diegem, Belgium, Tel: 32.2.714.14.11

™ Indicates a trademark of the Abbott Group of Companies.

[www.cardiovascular.abbott](http://www.cardiovascular.abbott)

©2019 Abbott. All rights reserved. 1-EH-1-9223-01 03-2019

