

ENGAGE™

Introducer

ACCESS REDEFINED

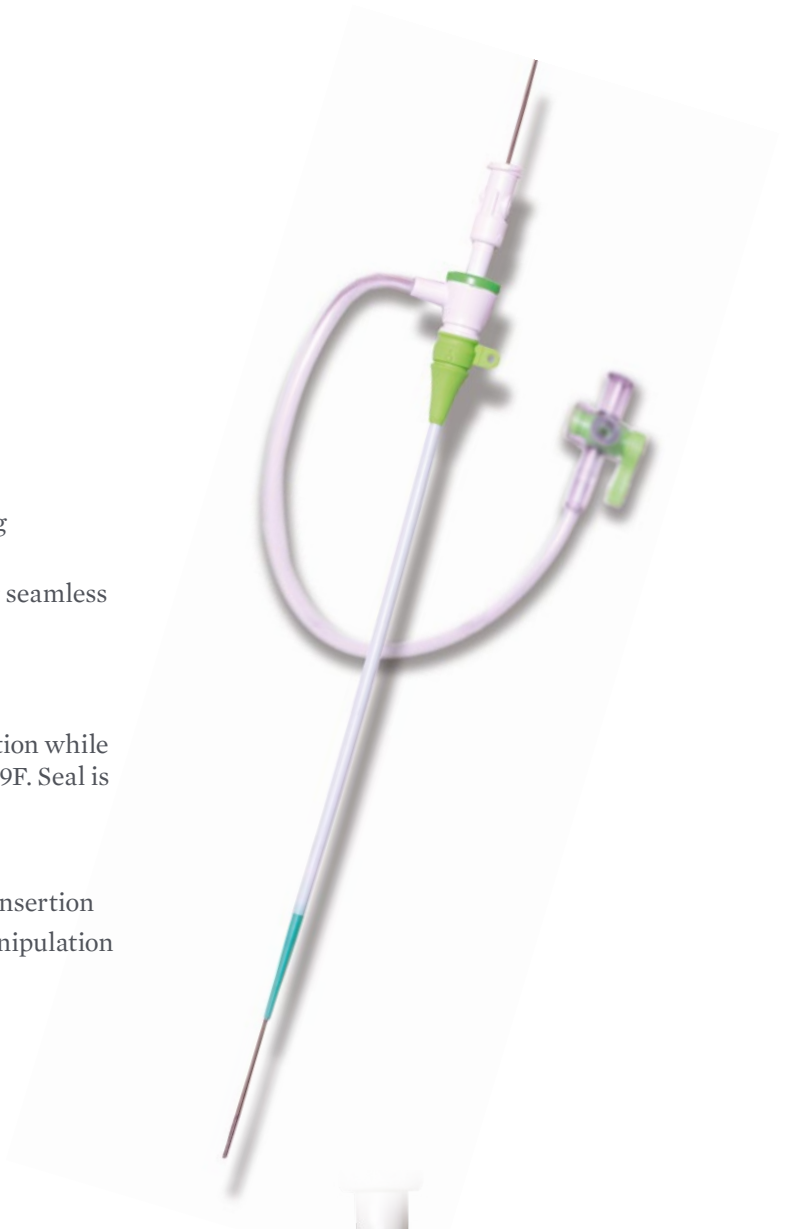
Designed for excellent femoral insertion performance and vascular access

Thoughtful design for procedural performance

- Robust hemostatic valves to minimize backbleeding and air aspiration
- Smooth transitions and gradual tapers designed for seamless insertion and reduced insertion force
- Flexible strain relief aids in kink resistance
- Designed with an atraumatic tip
- Reliable seal designed to balance pass-through friction while maintaining reliable hemostasis with devices up to 9F. Seal is maintained even if no device is inserted

Ease of use

- Snap-lock feature secures dilator in sheath during insertion
- Innovative flexible rotating suture ring for easy manipulation and convenient suture placement
- Larger flush port is designed to decrease internal clot formation



Smooth transitions

from the sheath to the dilator and from the dilator to the Guide Wire



Streamlined hub

Flexible suture ring

Rotation-based strain relief

ORDERING INFORMATION

ENGAGE™ INTRODUCER			
ORDER NUMBER	FRENCH SIZE (F) (ACT)	SHEATH LENGTH (CM)	GUIDE WIRE DIAMETER (IN)
C408500	4	12	0.035
C408501	5	12	0.035
C408502	6	12	0.035
C408503	7	12	0.035
C408504	8	12	0.035
C408505	9	12	0.035
C408511	4	25	0.035
C408512	5	25	0.035
C408513	6	25	0.035
C408514	7	25	0.035
C408515	8	25	0.035
C408516	9	25	0.035
C408506	5	12	0.038
C408507	6	12	0.038
C408508	7	12	0.038
C408509	8	12	0.038
C408510	9	12	0.038
C408517	5	25	0.038
C408518	6	25	0.038
C408519	7	25	0.038
C408520	8	25	0.038
C408521	9	25	0.038

Caution: This product is intended for use by or under the direction of a physician. Prior to use, reference the Instructions for Use provided inside the product carton (when available), at eifu.abbottvascular.com or at medical.abbott/manuals for more detailed information on Indications, Contraindications, Warnings, Precautions and Adverse Events. **Information contained herein for DISTRIBUTION in Europe, Middle East and Africa ONLY.** Check the regulatory status of the device in areas where CE marking is not the regulation in force.

Tests performed by and data on file at Abbott. Illustrations are artist's representations only and should not be considered as engineering drawings or photographs. Photos on file at Abbott.

Abbott Vascular International BVBA

Park Lane, Culliganlaan 2B, 1831 Diegem, Belgium, Tel: 32.2.714.14.11

™ Indicates a trademark of the Abbott Group of Companies.

www.cardiovascular.abbott

©2019 Abbott. All rights reserved. 3-EH-1-9410-01 04-2019



ENGAGE™ TR

Introducer

ACCESS REDEFINED

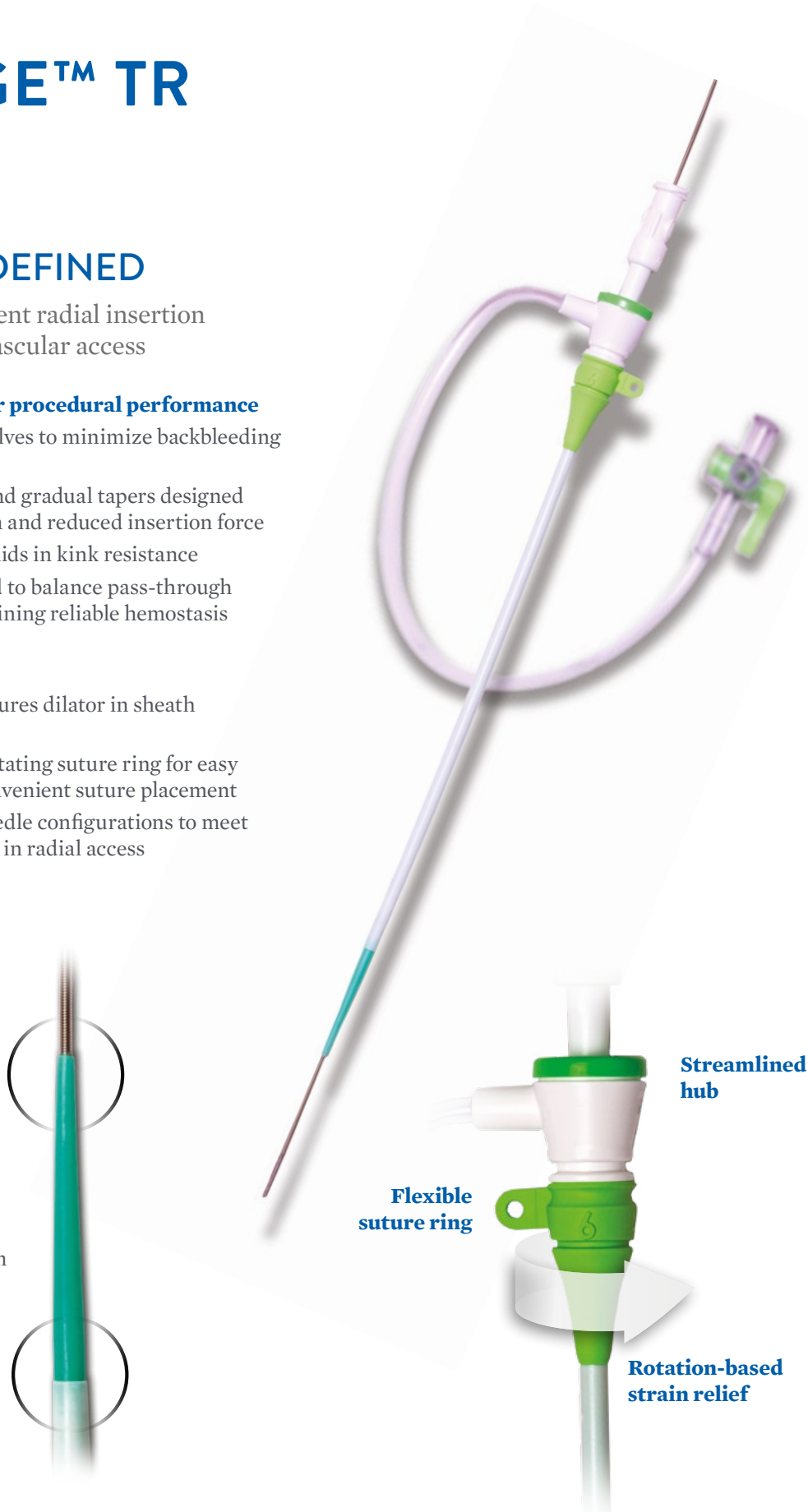
Designed for excellent radial insertion performance and vascular access

Thoughtful design for procedural performance

- Robust hemostatic valves to minimize backbleeding and air aspiration
- Smooth transitions and gradual tapers designed for seamless insertion and reduced insertion force
- Flexible strain relief aids in kink resistance
- Reliable seal designed to balance pass-through friction while maintaining reliable hemostasis with devices up to 6F

Ease of use

- Snap-lock feature secures dilator in sheath during insertion
- Innovative flexible rotating suture ring for easy manipulation and convenient suture placement
- Multiple wire and needle configurations to meet a wide range of needs in radial access



Smooth transitions

from the sheath to the dilator and from the dilator to the Guide Wire

Streamlined hub

Flexible suture ring

Rotation-based strain relief

ORDERING INFORMATION

ENGAGE™ TR INTRODUCERS				
ORDER NUMBER	FRENCH SIZE (F) (ACT)	WIRE / NEEDLE CONFIGURATION	SHEATH LENGTH (CM)	GUIDE WIRE DIAMETER (IN)
C408541	4	SS/Standard	8.5	0.025
C408543	5	SS/Standard	8.5	0.025
C408545	6	SS/Standard	8.5	0.025
C408525	4	SS/Standard	12	0.025
C408526	5	SS/Standard	12	0.025
C408527	6	SS/Standard	12	0.025
C408528	4	SS/Standard	25	0.025
C408529	5	SS/Standard	25	0.025
C408530	6	SS/Standard	25	0.025
C408540	4	Coated/Cannula	8.5	0.025
C408542	5	Coated/Cannula	8.5	0.025
C408544	6	Coated/Cannula	8.5	0.025
C408534	4	Coated/Cannula	12	0.025
C408535	5	Coated/Cannula	12	0.025
C408536	6	Coated/Cannula	12	0.025
C408537	4	Coated/Cannula	25	0.025
C408538	5	Coated/Cannula	25	0.025
C4085139	6	Coated/Cannula	25	0.025

Caution: This product is intended for use by or under the direction of a physician. Prior to use, reference the Instructions for Use provided inside the product carton (when available), at eifu.abbottvascular.com or at medical.abbott/manuals for more detailed information on Indications, Contraindications, Warnings, Precautions and Adverse Events. **Information contained herein for DISTRIBUTION in Europe, Middle East and Africa ONLY.** Check the regulatory status of the device in areas where CE marking is not the regulation in force.

Tests performed by and data on file at Abbott. Illustrations are artist's representations only and should not be considered as engineering drawings or photographs. Photos on file at Abbott.

Abbott Vascular International BVBA

Park Lane, Culliganlaan 2B, 1831 Diegem, Belgium, Tel: 32.2.714.14.11

™ Indicates a trademark of the Abbott Group of Companies.

www.cardiovascular.abbott

©2019 Abbott. All rights reserved. 3-EH-1-9411-01 04-2019



FAST-CATH™

Introducer

ACCESS REDEFINED

The Fast-Cath™ family is designed as both a workhorse sheath for interventional catheterizations and a specialty sheath for brachial access and myocardial biopsy

Available in a range of shapes and sizes to enable support for a wide range of procedures

- Workhorse or specialist sheaths – Support for the broadest range of indications and clinical needs

Dependable hemostasis

- Fast-Cath™ valve designed to preserve catheter handling while minimizing backbleeding and air introduction

Atraumatic tip

- Smooth tapers and tip transitions designed to minimize trauma during vascular access



Fast-Cath™ introducer with GSPC sheath

for myocardial biopsy



5 cm wysham sheath

for brachial artery introduction



ORDERING INFORMATION

STANDARD INTRODUCER SHEATH WITH DILATOR, GUIDE WIRE AND 18G NEEDLE

ORDER NUMBER	FRENCH SIZE (F)	MAX. GUIDE WIRE DIAMETER (IN)	SHEATH LENGTH (CM)
406350	5	0.038	12
406354	6	0.038	12
406358	7	0.038	12
406362	8	0.038	12
406366	9	0.038	12

STANDARD INTRODUCER SHEATH WITH DILATOR, GUIDE WIRE, LUER LOCK HUB, REPOSITIONING SLEEVE, SYRINGE AND 18G NEEDLE

ORDER NUMBER	FRENCH SIZE (F)	MAX. GUIDE WIRE DIAMETER (IN)	SHEATH LENGTH (CM)
406110	6	0.032	12
406102	5	0.038	12
406103	6	0.038	12
406107	7	0.038	12
406114	8	0.038	12
406137	8.5	0.038	12
406118	9	0.038	12

STANDARD INTRODUCER SHEATH WITH DILATOR

ORDER NUMBER	FRENCH SIZE (F)	MAX. GUIDE WIRE DIAMETER (IN)	SHEATH LENGTH (CM)
406200	5	0.038	12
406204	6	0.038	12
406206	6.5	0.038	12
406208	7	0.038	12
406203	7.5	0.038	12
406212	8	0.038	12
406207	8.5	0.038	12
406216	9	0.038	12
406131	6	0.038	23
406749	6	0.038	26
406788	7	0.038	26
406568	6	0.038	40
406597	7	0.038	40
406598	8	0.038	40
406743	6	0.038	45
406742	7	0.038	45
406548	8	0.038	55
406773	7	0.038	98

STANDARD INTRODUCER SHEATH WITH DILATOR, GUIDE WIRE AND OBTURATOR

ORDER NUMBER	FRENCH SIZE (F)	MAX. GUIDE WIRE DIAMETER (IN)	SHEATH LENGTH (CM)
406584	6	0.038	12
406570	7	0.038	12
406571	7.5	0.038	12
406574	9	0.038	12
406240*	5	0.038	12
406242*	6	0.038	12
406244*	7	0.038	12
406246*	8	0.038	12

* Features Luer Lock

85 CM CURVED INTRODUCER SHEATH

ORDER NUMBER	FRENCH SIZE (F)	MAX. GUIDE WIRE DIAMETER (IN)	SHEATH LENGTH (CM)	ACCESSORIES INCLUDED	CURVE SHAPE
406764	7	0.038	85	Dilatator	5 cm "J"
406765	7	0.038	85	Dilatator	7 cm "J"
406740	8	0.038	85	Dilatator	5 cm "J"
406741	8	0.038	85	Dilatator	7 cm "J"

STANDARD INTRODUCER SHEATH WITH 2 DILATORS

ORDER NUMBER	FRENCH SIZE (F)	MAX. GUIDE WIRE DIAMETER (IN)	SHEATH LENGTH (CM)	ACCESSORIES INCLUDED
406143	8.5	0.038	23	2 dilators (5F and 8.5F) and Guide Wire
406117	8	0.038	23	2 dilators (5F and 8F)
406142	8	0.038	23	2 dilators (5F and 8F) and Guide Wire
406125	10	0.038	23	2 dilators (6F and 10F)
406144	9	0.038	23	2 dilators (6F and 9F) and Guide Wire

Caution: This product is intended for use by or under the direction of a physician. Prior to use, reference the Instructions for Use provided inside the product carton (when available), at efu.abbottvascular.com or at medical.abbott/manuals for more detailed information on Indications, Contraindications, Warnings, Precautions and Adverse Events. **Information contained herein for DISTRIBUTION in Europe, Middle East and Africa ONLY.** Check the regulatory status of the device in areas where CE marking is not the regulation in force.

Tests performed by and data on file at Abbott. Illustrations are artist's representations only and should not be considered as engineering drawings or photographs. Photos on file at Abbott.

Abbott Vascular International BVBA

Park Lane, Culliganlaan 2B, 1831 Diegem, Belgium, Tel: 32.2.714.14.11

™ Indicates a trademark of the Abbott Group of Companies.

www.cardiovascular.abbott

©2019 Abbott. All rights reserved. 3-EH-1-9412-01 04-2019





FAST-CATH™

Introducer

ORDERING INFORMATION (CONTINUED)

STANDARD INTRODUCER SHEATH WITH DILATOR AND GUIDE WIRE

ORDER NUMBER	FRENCH SIZE (F)	MAX. GUIDE WIRE DIAMETER (IN)	SHEATH LENGTH (CM)
406159	4	0.021	5
406163	5	0.021	5
406165	6	0.021	5
406540	4	0.021	8.5
406542	5	0.021	8.5
406544	6	0.021	8.5
406546	7	0.025	8.5
406115	4	0.025	12
406101	5	0.032	12
406100	5	0.038	12
406151	5.5	0.038	12
406104	6	0.038	12
406153	6.5	0.038	12
406108	7	0.038	12
406119	7.5	0.038	12
406112	8	0.038	12
406123	8.5	0.038	12
406116	9	0.038	12
406138	5	0.038	23
406139	6	0.038	23
406140	7	0.038	23

GSPC INTRODUCER SHEATH

ORDER NUMBER	FRENCH SIZE (F)	MAX. GUIDE WIRE DIAMETER (IN)	SHEATH LENGTH (CM)	ACCESSORIES INCLUDED
406772	7	0.038	40	Dilatator
406787	7	0.038	85	Dilatator

5 CM WYSHAM INTRODUCER SHEATH

ORDER NUMBER	FRENCH SIZE (F)	MAX. GUIDE WIRE DIAMETER (IN)	SHEATH LENGTH (CM)
406162	5	0.038	5
406164	6	0.038	5
406168	7	0.038	5

INTRODUCER SHEATH WITH LARGE LUMEN

ORDER NUMBER	FRENCH SIZE (F)	MAX. GUIDE WIRE DIAMETER (IN)	SHEATH LENGTH (CM)	ACCESSORIES INCLUDED	
406133	9.5	0.038	12	Dilatator and Guide Wire	
406120	10	0.038	12		
406134	10.5	0.038	12		
406124	11	0.038	12		
406128	12	0.038	12		
406132	13	0.038	12		
406136	14	0.038	12		
406180	10	0.038	30		
406183	10.5	0.038	30		
406182	11	0.038	30		
406184	12	0.038	30		
406188	14	0.038	30		
406576	10	0.038	12		Dilatator, Guide Wire, and snap lock obturator
406578	11	0.038	12		
406579	12	0.038	12		
406581	14	0.038	12		

40 CM INTRODUCER SHEATH WITH 60 DEGREE CURVE

ORDER NUMBER	FRENCH SIZE (F)	MAX. GUIDE WIRE DIAMETER (IN)	LOCK LENGTH (CM)	ACCESSORIES INCLUDED
406783	7	0.038	40	Dilatator

ORDERING INFORMATION (CONTINUED)

FAST-CATH™ HEMOSTASIS INTRODUCER WITH GUIDE WIRE WITHOUT SIDE PORT

ORDER NUMBER	FRENCH SIZE (F)	MAX. GUIDE WIRE DIAMETER (IN)	SHEATH LENGTH (CM)
406543	6	0.038	12
406545	7	0.038	12

FAST-CATH™ HAEMOSTASIS INTRODUCER WITH CATH-LOCK TECHNOLOGY AND GUIDE WIRE

ORDER NUMBER	FRENCH SIZE (F)	MAX. GUIDE WIRE DIAMETER (IN)	SHEATH LENGTH (CM)
406709	4	0.035	12
406700	5	0.038	12
406703	5.5	0.038	12
406701	6	0.038	12
406704	6.5	0.038	12
406702	7	0.038	12
406705	7.5	0.038	12
406706	8	0.038	12
406707	8.5	0.038	12
406708	9	0.038	12
406724	6	0.038	23

FAST-CATH™-DUO HAEMOSTASIS INTRODUCER WITH CATH-LOCK TECHNOLOGY AND GUIDE WIRE

ORDER NUMBER	FRENCH SIZE (F)	MAX. GUIDE WIRE DIAMETER (IN)	SHEATH LENGTH (CM)
406331	8	0.038	12
406307	10	0.038	12
406301	12	0.038	12
406333	9	0.038	23

FAST-CATH™-TRIO HAEMOSTASIS INTRODUCER WITH CATH-LOCK TECHNOLOGY AND GUIDE WIRE

ORDER NUMBER	FRENCH SIZE (F)	MAX. GUIDE WIRE DIAMETER (IN)	SHEATH LENGTH (CM)
406955	10	0.035	40
406961	12	0.035	40
406308	10	0.038	12
406306	12	0.038	12
406303	14	0.038	12
406335	10	0.038	23

HAEMOSTASIS ADAPTER

ORDER NUMBER	FRENCH SIZE (F)	DESCRIPTION ADAPTER
406300	9 or smaller	Haemostasis adapter
406302	9 or smaller	Haemostasis adapter with Luer lock connection
406304	9 or smaller	Haemostasis adapter with "Cath-Lock Tuohy-Borst catheter sealing" mechanism

Caution: This product is intended for use by or under the direction of a physician. Prior to use, reference the Instructions for Use provided inside the product carton (when available), at eifu.abbottvascular.com or at medical.abbott/manuals for more detailed information on Indications, Contraindications, Warnings, Precautions and Adverse Events. **Information contained herein for DISTRIBUTION in Europe, Middle East and Africa ONLY.** Check the regulatory status of the device in areas where CE marking is not the regulation in force.

Tests performed by and data on file at Abbott. Illustrations are artist's representations only and should not be considered as engineering drawings or photographs. Photos on file at Abbott.

Abbott Vascular International BVBA

Park Lane, Culliganlaan 2B, 1831 Diegem, Belgium, Tel: 32.2.714.14.11

™ Indicates a trademark of the Abbott Group of Companies.

www.cardiovascular.abbott

©2019 Abbott. All rights reserved. 3-EH-1-9412-01 04-2019



ULTIMUM™

Introducer

ACCESS REDEFINED

Designed for access assurance and excellent insertion performance

Sizes to meet a variety of procedural needs

- Supports cases from 4F to 20F

Thoughtful design for procedural performance

- Short and strong dilator for optimal insertion performance
- Smooth tapers and tip transitions allow consistent and controlled vascular access
- Robust hemostatic valves minimize back-bleeding and air aspiration
- Snap-lock feature secures dilator in sheath during insertion

Reliable hemostasis

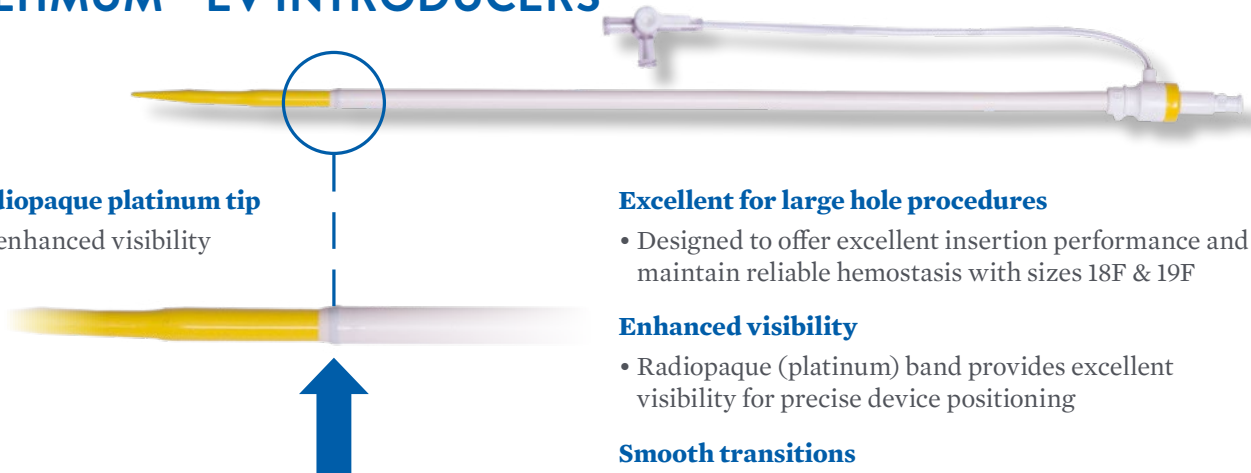
- Double-sealed hemostasis valve provides exceptional seals even around smaller Guide Wire diameters (0.014" Guide Wire compatible)



Unique double-sealed valve allows for more effective bleed-back management

ULTIMUM™ EV INTRODUCERS

Radiopaque platinum tip
for enhanced visibility



Excellent for large hole procedures

- Designed to offer excellent insertion performance and maintain reliable hemostasis with sizes 18F & 19F

Enhanced visibility

- Radiopaque (platinum) band provides excellent visibility for precise device positioning

Smooth transitions

- Dual tapered dilator for easy insertion

ORDERING INFORMATION

ULTIMUM™ INTRODUCER SHEATHS				
REORDER NUMBER	FRENCH SIZE (F)	SHEATH LENGTH (CM)	MAX GW DIAMETER (IN)	ACCESSORIES INCLUDED
407830	4	5	0.035	Dilator and Guide Wire
407840	4	12	0.035	Dilator and Guide Wire
407841	4-ACT	12	0.035	Dilator and Guide Wire
407851	4	23	0.035	Dilator and Guide Wire
407852	4-ACT	23	0.035	Dilator and Guide Wire
407692	6	26	0.038	Dilator
407831	5	5	0.038	Dilator and Guide Wire
407832	6	5	0.038	Dilator and Guide Wire
407833	7	5	0.038	Dilator and Guide Wire
407834	8	5	0.038	Dilator and Guide Wire
407836	5	8.5	0.038	Dilator and Guide Wire
407837	6	8.5	0.038	Dilator and Guide Wire
407838	7	8.5	0.038	Dilator and Guide Wire
407842	5	12	0.038	Dilator and Guide Wire
407843	5-ACT	12	0.038	Dilator and Guide Wire
407844	6	12	0.038	Dilator and Guide Wire
407845	6-ACT	12	0.038	Dilator and Guide Wire
407846	7	12	0.038	Dilator and Guide Wire
407847	7-ACT	12	0.038	Dilator and Guide Wire
407848	8	12	0.038	Dilator and Guide Wire
407849	8-ACT	12	0.038	Dilator and Guide Wire
407850	9	12	0.038	Dilator and Guide Wire
407853	5	23	0.038	Dilator and Guide Wire
407854	5-ACT	23	0.038	Dilator and Guide Wire
407855	6	23	0.038	Dilator and Guide Wire
407856	6-ACT	23	0.038	Dilator and Guide Wire
407857	7	23	0.038	Dilator and Guide Wire
407858	7-ACT	23	0.038	Dilator and Guide Wire
407859	8	23	0.038	Dilator and Guide Wire
407860	8-ACT	23	0.038	Dilator and Guide Wire
407861	9	23	0.038	Dilator and Guide Wire
407693	5	12	0.038	Dilator, Guide Wire, Syringe, and 18 gauge XTW Needle
407694	6	12	0.038	Dilator, Guide Wire, Syringe, and 18 gauge XTW Needle
407695	7	12	0.038	Dilator, Guide Wire, Syringe, and 18 gauge XTW Needle
407696	8	12	0.038	Dilator, Guide Wire, Syringe, and 18 gauge XTW Needle

ULTIMUM™ EV INTRODUCER SHEATHS				
REORDER NUMBER	FRENCH SIZE (F)	SHEATH LENGTH (CM)	MAX GW DIAMETER (IN)	ACCESSORIES INCLUDED
C407698	18	30	0.035	Dilator
C407699	19	30	0.035	Dilator
407638	5	5	0.035	Dilator and Guide Wire
407639	6	5	0.035	Dilator and Guide Wire
407640	7	5	0.035	Dilator and Guide Wire
407647	4	12	0.035	Dilator and Guide Wire
407648	5	12	0.035	Dilator and Guide Wire
407649	6	12	0.035	Dilator and Guide Wire
407650	7	12	0.035	Dilator and Guide Wire
407651	8	12	0.035	Dilator and Guide Wire
407652	9	12	0.035	Dilator and Guide Wire
407653	10	12	0.035	Dilator and Guide Wire
407654	11	12	0.035	Dilator and Guide Wire
407655	12	12	0.035	Dilator and Guide Wire
407657	4	23	0.035	Dilator and Guide Wire
407659	6	23	0.035	Dilator and Guide Wire
407660	7	23	0.035	Dilator and Guide Wire
407663	10	23	0.035	Dilator and Guide Wire
407697	12	30	0.035	Dual Tapered Dilator
407687	14	30	0.035	Dual Tapered Dilator
407689	18	30	0.035	Dual Tapered Dilator
407690	20	30	0.035	Dual Tapered Dilator
407688	16	35	0.035	Dual Tapered Dilator

ULTIMUM™ LT INTRODUCER SHEATHS				
REORDER NUMBER	FRENCH SIZE (F)	SHEATH LENGTH (CM)	MAX GW DIAMETER (IN)	ACCESSORIES INCLUDED
C407594	5	12	0.021	Dilator, Guide Wire, Needle
C407597	6	12	0.021	Dilator, Guide Wire, Needle
C407595	5	12	0.025	Dilator, Guide Wire, Needle
C407598	6	12	0.025	Dilator, Guide Wire, Needle
C407599	6	12	0.035	Dilator, Guide Wire, Needle

Caution: This product is intended for use by or under the direction of a physician. Prior to use, reference the Instructions for Use provided inside the product carton (when available), at eifu.abbottvascular.com or at medical.abbott/manuals for more detailed information on Indications, Contraindications, Warnings, Precautions and Adverse Events. **Information contained herein for DISTRIBUTION in Europe, Middle East and Africa ONLY.** Check the regulatory status of the device in areas where CE marking is not the regulation in force.

Tests performed by and data on file at Abbott. Illustrations are artist's representations only and should not be considered as engineering drawings or photographs. Photos on file at Abbott.

Abbott Vascular International BVBA
Park Lane, Culliganlaan 2B, 1831 Diegem, Belgium, Tel: 32.2.714.14.11

™ Indicates a trademark of the Abbott Group of Companies.

www.cardiovascular.abbott

©2019 Abbott. All rights reserved. 3-EH-1-9413-01 04-2019



INTRODUCERS

ENGAGE™

Introducer

ACCESS REDEFINED

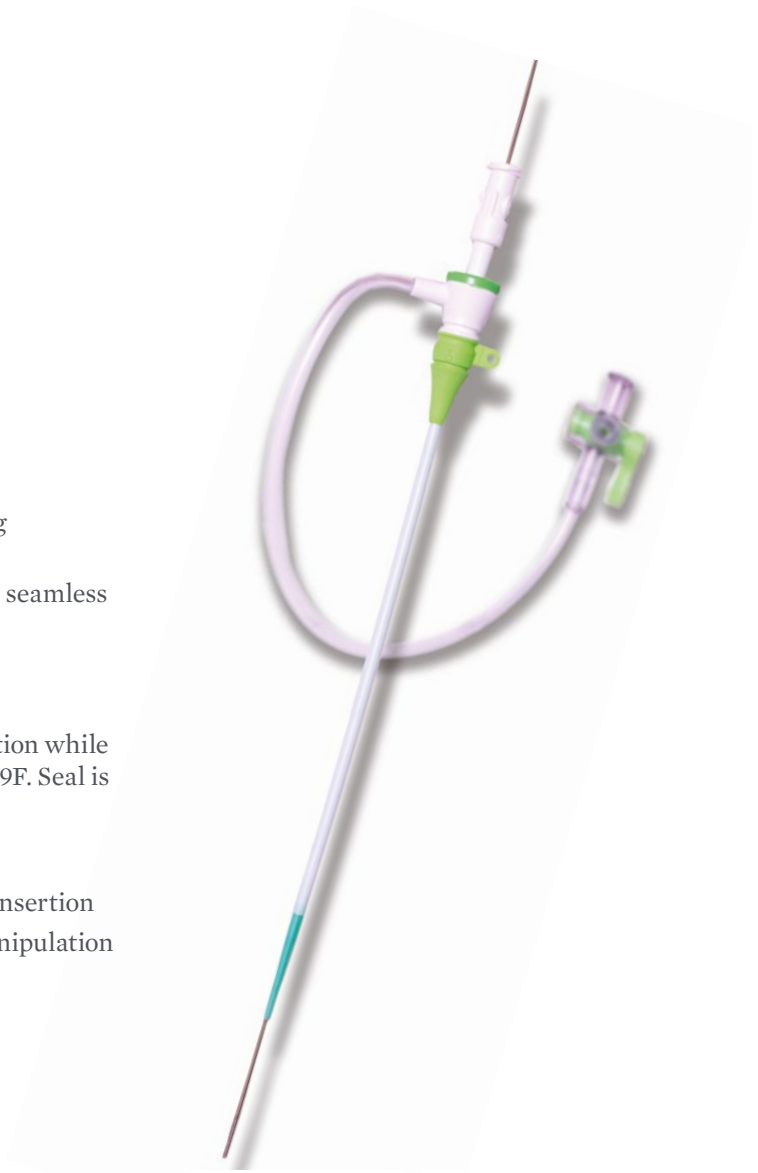
Designed for excellent femoral insertion performance and vascular access

Thoughtful design for procedural performance

- Robust hemostatic valves to minimize backbleeding and air aspiration
- Smooth transitions and gradual tapers designed for seamless insertion and reduced insertion force
- Flexible strain relief aids in kink resistance
- Designed with an atraumatic tip
- Reliable seal designed to balance pass-through friction while maintaining reliable hemostasis with devices up to 9F. Seal is maintained even if no device is inserted

Ease of use

- Snap-lock feature secures dilator in sheath during insertion
- Innovative flexible rotating suture ring for easy manipulation and convenient suture placement
- Larger flush port is designed to decrease internal clot formation



Smooth transitions

from the sheath to the dilator and from the dilator to the Guide Wire



Streamlined hub

Flexible suture ring

Rotation-based strain relief

ORDERING INFORMATION

ENGAGE™ INTRODUCER			
ORDER NUMBER	FRENCH SIZE (F) (ACT)	SHEATH LENGTH (CM)	GUIDE WIRE DIAMETER (IN)
C408500	4	12	0.035
C408501	5	12	0.035
C408502	6	12	0.035
C408503	7	12	0.035
C408504	8	12	0.035
C408505	9	12	0.035
C408511	4	25	0.035
C408512	5	25	0.035
C408513	6	25	0.035
C408514	7	25	0.035
C408515	8	25	0.035
C408516	9	25	0.035
C408506	5	12	0.038
C408507	6	12	0.038
C408508	7	12	0.038
C408509	8	12	0.038
C408510	9	12	0.038
C408517	5	25	0.038
C408518	6	25	0.038
C408519	7	25	0.038
C408520	8	25	0.038
C408521	9	25	0.038

Caution: This product is intended for use by or under the direction of a physician. Prior to use, reference the Instructions for Use provided inside the product carton (when available), at eifu.abbottvascular.com or at medical.abbott/manuals for more detailed information on Indications, Contraindications, Warnings, Precautions and Adverse Events. **Information contained herein for DISTRIBUTION in Europe, Middle East and Africa ONLY.** Check the regulatory status of the device in areas where CE marking is not the regulation in force.

Tests performed by and data on file at Abbott. Illustrations are artist's representations only and should not be considered as engineering drawings or photographs. Photos on file at Abbott.

Abbott Vascular International BVBA

Park Lane, Culliganlaan 2B, 1831 Diegem, Belgium, Tel: 32.2.714.14.11

™ Indicates a trademark of the Abbott Group of Companies.

www.cardiovascular.abbott

©2019 Abbott. All rights reserved. 3-EH-1-9410-01 04-2019



ENGAGE™ TR

Introducer

ACCESS REDEFINED

Designed for excellent radial insertion performance and vascular access

Thoughtful design for procedural performance

- Robust hemostatic valves to minimize backbleeding and air aspiration
- Smooth transitions and gradual tapers designed for seamless insertion and reduced insertion force
- Flexible strain relief aids in kink resistance
- Reliable seal designed to balance pass-through friction while maintaining reliable hemostasis with devices up to 6F


Ease of use

- Snap-lock feature secures dilator in sheath during insertion
- Innovative flexible rotating suture ring for easy manipulation and convenient suture placement
- Multiple wire and needle configurations to meet a wide range of needs in radial access



Smooth transitions

from the sheath to the dilator and from the dilator to the Guide Wire



Streamlined hub

Flexible suture ring

Rotation-based strain relief

ORDERING INFORMATION

ENGAGE™ TR INTRODUCERS				
ORDER NUMBER	FRENCH SIZE (F) (ACT)	WIRE / NEEDLE CONFIGURATION	SHEATH LENGTH (CM)	GUIDE WIRE DIAMETER (IN)
C408541	4	SS/Standard	8.5	0.025
C408543	5	SS/Standard	8.5	0.025
C408545	6	SS/Standard	8.5	0.025
C408525	4	SS/Standard	12	0.025
C408526	5	SS/Standard	12	0.025
C408527	6	SS/Standard	12	0.025
C408528	4	SS/Standard	25	0.025
C408529	5	SS/Standard	25	0.025
C408530	6	SS/Standard	25	0.025
C408540	4	Coated/Cannula	8.5	0.025
C408542	5	Coated/Cannula	8.5	0.025
C408544	6	Coated/Cannula	8.5	0.025
C408534	4	Coated/Cannula	12	0.025
C408535	5	Coated/Cannula	12	0.025
C408536	6	Coated/Cannula	12	0.025
C408537	4	Coated/Cannula	25	0.025
C408538	5	Coated/Cannula	25	0.025
C4085139	6	Coated/Cannula	25	0.025

Caution: This product is intended for use by or under the direction of a physician. Prior to use, reference the Instructions for Use provided inside the product carton (when available), at eifu.abbottvascular.com or at medical.abbott/manuals for more detailed information on Indications, Contraindications, Warnings, Precautions and Adverse Events. **Information contained herein for DISTRIBUTION in Europe, Middle East and Africa ONLY.** Check the regulatory status of the device in areas where CE marking is not the regulation in force.

Tests performed by and data on file at Abbott. Illustrations are artist's representations only and should not be considered as engineering drawings or photographs. Photos on file at Abbott.

Abbott Vascular International BVBA

Park Lane, Culliganlaan 2B, 1831 Diegem, Belgium, Tel: 32.2.714.14.11

™ Indicates a trademark of the Abbott Group of Companies.

www.cardiovascular.abbott

©2019 Abbott. All rights reserved. 3-EH-1-9411-01 04-2019



FAST-CATH™

Introducer

ACCESS REDEFINED

The Fast-Cath™ family is designed as both a workhorse sheath for interventional catheterizations and a specialty sheath for brachial access and myocardial biopsy

Available in a range of shapes and sizes to enable support for a wide range of procedures

- Workhorse or specialist sheaths – Support for the broadest range of indications and clinical needs

Dependable hemostasis

- Fast-Cath™ valve designed to preserve catheter handling while minimizing backbleeding and air introduction

Atraumatic tip

- Smooth tapers and tip transitions designed to minimize trauma during vascular access



Fast-Cath™ introducer with GSPC sheath

for myocardial biopsy



5 cm wysham sheath

for brachial artery introduction



ORDERING INFORMATION

STANDARD INTRODUCER SHEATH WITH DILATOR, GUIDE WIRE AND 18G NEEDLE

ORDER NUMBER	FRENCH SIZE (F)	MAX. GUIDE WIRE DIAMETER (IN)	SHEATH LENGTH (CM)
406350	5	0.038	12
406354	6	0.038	12
406358	7	0.038	12
406362	8	0.038	12
406366	9	0.038	12

STANDARD INTRODUCER SHEATH WITH DILATOR, GUIDE WIRE, LUER LOCK HUB, REPOSITIONING SLEEVE, SYRINGE AND 18G NEEDLE

ORDER NUMBER	FRENCH SIZE (F)	MAX. GUIDE WIRE DIAMETER (IN)	SHEATH LENGTH (CM)
406110	6	0.032	12
406102	5	0.038	12
406103	6	0.038	12
406107	7	0.038	12
406114	8	0.038	12
406137	8.5	0.038	12
406118	9	0.038	12

STANDARD INTRODUCER SHEATH WITH DILATOR

ORDER NUMBER	FRENCH SIZE (F)	MAX. GUIDE WIRE DIAMETER (IN)	SHEATH LENGTH (CM)
406200	5	0.038	12
406204	6	0.038	12
406206	6.5	0.038	12
406208	7	0.038	12
406203	7.5	0.038	12
406212	8	0.038	12
406207	8.5	0.038	12
406216	9	0.038	12
406131	6	0.038	23
406749	6	0.038	26
406788	7	0.038	26
406568	6	0.038	40
406597	7	0.038	40
406598	8	0.038	40
406743	6	0.038	45
406742	7	0.038	45
406548	8	0.038	55
406773	7	0.038	98

STANDARD INTRODUCER SHEATH WITH DILATOR, GUIDE WIRE AND OBTURATOR

ORDER NUMBER	FRENCH SIZE (F)	MAX. GUIDE WIRE DIAMETER (IN)	SHEATH LENGTH (CM)
406584	6	0.038	12
406570	7	0.038	12
406571	7.5	0.038	12
406574	9	0.038	12
406240*	5	0.038	12
406242*	6	0.038	12
406244*	7	0.038	12
406246*	8	0.038	12

* Features Luer Lock

85 CM CURVED INTRODUCER SHEATH

ORDER NUMBER	FRENCH SIZE (F)	MAX. GUIDE WIRE DIAMETER (IN)	SHEATH LENGTH (CM)	ACCESSORIES INCLUDED	CURVE SHAPE
406764	7	0.038	85	Dilatator	5 cm "J"
406765	7	0.038	85	Dilatator	7 cm "J"
406740	8	0.038	85	Dilatator	5 cm "J"
406741	8	0.038	85	Dilatator	7 cm "J"

STANDARD INTRODUCER SHEATH WITH 2 DILATORS

ORDER NUMBER	FRENCH SIZE (F)	MAX. GUIDE WIRE DIAMETER (IN)	SHEATH LENGTH (CM)	ACCESSORIES INCLUDED
406143	8.5	0.038	23	2 dilators (5F and 8.5F) and Guide Wire
406117	8	0.038	23	2 dilators (5F and 8F)
406142	8	0.038	23	2 dilators (5F and 8F) and Guide Wire
406125	10	0.038	23	2 dilators (6F and 10F)
406144	9	0.038	23	2 dilators (6F and 9F) and Guide Wire

Caution: This product is intended for use by or under the direction of a physician. Prior to use, reference the Instructions for Use provided inside the product carton (when available), at eifu.abbottvascular.com or at medical.abbott/manuals for more detailed information on Indications, Contraindications, Warnings, Precautions and Adverse Events. **Information contained herein for DISTRIBUTION in Europe, Middle East and Africa ONLY.** Check the regulatory status of the device in areas where CE marking is not the regulation in force.

Tests performed by and data on file at Abbott. Illustrations are artist's representations only and should not be considered as engineering drawings or photographs. Photos on file at Abbott.

Abbott Vascular International BVBA

Park Lane, Culliganlaan 2B, 1831 Diegem, Belgium, Tel: 32.2.714.14.11

™ Indicates a trademark of the Abbott Group of Companies.

www.cardiovascular.abbott

©2019 Abbott. All rights reserved. 3-EH-1-9412-01 04-2019





FAST-CATH™

Introducer

ORDERING INFORMATION (CONTINUED)

STANDARD INTRODUCER SHEATH WITH DILATOR AND GUIDE WIRE

ORDER NUMBER	FRENCH SIZE (F)	MAX. GUIDE WIRE DIAMETER (IN)	SHEATH LENGTH (CM)
406159	4	0.021	5
406163	5	0.021	5
406165	6	0.021	5
406540	4	0.021	8.5
406542	5	0.021	8.5
406544	6	0.021	8.5
406546	7	0.025	8.5
406115	4	0.025	12
406101	5	0.032	12
406100	5	0.038	12
406151	5.5	0.038	12
406104	6	0.038	12
406153	6.5	0.038	12
406108	7	0.038	12
406119	7.5	0.038	12
406112	8	0.038	12
406123	8.5	0.038	12
406116	9	0.038	12
406138	5	0.038	23
406139	6	0.038	23
406140	7	0.038	23

GSPC INTRODUCER SHEATH

ORDER NUMBER	FRENCH SIZE (F)	MAX. GUIDE WIRE DIAMETER (IN)	SHEATH LENGTH (CM)	ACCESSORIES INCLUDED
406772	7	0.038	40	Dilatator
406787	7	0.038	85	Dilatator

5 CM WYSHAM INTRODUCER SHEATH

ORDER NUMBER	FRENCH SIZE (F)	MAX. GUIDE WIRE DIAMETER (IN)	SHEATH LENGTH (CM)
406162	5	0.038	5
406164	6	0.038	5
406168	7	0.038	5

INTRODUCER SHEATH WITH LARGE LUMEN

ORDER NUMBER	FRENCH SIZE (F)	MAX. GUIDE WIRE DIAMETER (IN)	SHEATH LENGTH (CM)	ACCESSORIES INCLUDED	
406133	9.5	0.038	12	Dilatator and Guide Wire	
406120	10	0.038	12		
406134	10.5	0.038	12		
406124	11	0.038	12		
406128	12	0.038	12		
406132	13	0.038	12		
406136	14	0.038	12		
406180	10	0.038	30		
406183	10.5	0.038	30		
406182	11	0.038	30		
406184	12	0.038	30		
406188	14	0.038	30		
406576	10	0.038	12		Dilatator, Guide Wire, and snap lock obturator
406578	11	0.038	12		
406579	12	0.038	12		
406581	14	0.038	12		

40 CM INTRODUCER SHEATH WITH 60 DEGREE CURVE

ORDER NUMBER	FRENCH SIZE (F)	MAX. GUIDE WIRE DIAMETER (IN)	LOCK LENGTH (CM)	ACCESSORIES INCLUDED
406783	7	0.038	40	Dilatator

ORDERING INFORMATION (CONTINUED)

FAST-CATH™ HEMOSTASIS INTRODUCER WITH GUIDE WIRE WITHOUT SIDE PORT

ORDER NUMBER	FRENCH SIZE (F)	MAX. GUIDE WIRE DIAMETER (IN)	SHEATH LENGTH (CM)
406543	6	0.038	12
406545	7	0.038	12

FAST-CATH™ HAEMOSTASIS INTRODUCER WITH CATH-LOCK TECHNOLOGY AND GUIDE WIRE

ORDER NUMBER	FRENCH SIZE (F)	MAX. GUIDE WIRE DIAMETER (IN)	SHEATH LENGTH (CM)
406709	4	0.035	12
406700	5	0.038	12
406703	5.5	0.038	12
406701	6	0.038	12
406704	6.5	0.038	12
406702	7	0.038	12
406705	7.5	0.038	12
406706	8	0.038	12
406707	8.5	0.038	12
406708	9	0.038	12
406724	6	0.038	23

FAST-CATH™ DUO HAEMOSTASIS INTRODUCER WITH CATH-LOCK TECHNOLOGY AND GUIDE WIRE

ORDER NUMBER	FRENCH SIZE (F)	MAX. GUIDE WIRE DIAMETER (IN)	SHEATH LENGTH (CM)
406331	8	0.038	12
406307	10	0.038	12
406301	12	0.038	12
406333	9	0.038	23

FAST-CATH™-TRIO HAEMOSTASIS INTRODUCER WITH CATH-LOCK TECHNOLOGY AND GUIDE WIRE

ORDER NUMBER	FRENCH SIZE (F)	MAX. GUIDE WIRE DIAMETER (IN)	SHEATH LENGTH (CM)
406955	10	0.035	40
406961	12	0.035	40
406308	10	0.038	12
406306	12	0.038	12
406303	14	0.038	12
406335	10	0.038	23

HAEMOSTASIS ADAPTER

ORDER NUMBER	FRENCH SIZE (F)	DESCRIPTION ADAPTER
406300	9 or smaller	Haemostasis adapter
406302	9 or smaller	Haemostasis adapter with Luer lock connection
406304	9 or smaller	Haemostasis adapter with "Cath-Lock Tuohy-Borst catheter sealing" mechanism

Caution: This product is intended for use by or under the direction of a physician. Prior to use, reference the Instructions for Use provided inside the product carton (when available), at eifu.abbottvascular.com or at medical.abbott/manuals for more detailed information on Indications, Contraindications, Warnings, Precautions and Adverse Events. **Information contained herein for DISTRIBUTION in Europe, Middle East and Africa ONLY.** Check the regulatory status of the device in areas where CE marking is not the regulation in force.

Tests performed by and data on file at Abbott. Illustrations are artist's representations only and should not be considered as engineering drawings or photographs. Photos on file at Abbott.

Abbott Vascular International BVBA

Park Lane, Culliganlaan 2B, 1831 Diegem, Belgium, Tel: 32.2.714.14.11

™ Indicates a trademark of the Abbott Group of Companies.

www.cardiovascular.abbott

©2019 Abbott. All rights reserved. 3-EH-1-9412-01 04-2019



ULTIMUM™

Introducer

ACCESS REDEFINED

Designed for access assurance and excellent insertion performance

Sizes to meet a variety of procedural needs

- Supports cases from 4F to 20F

Thoughtful design for procedural performance

- Short and strong dilator for optimal insertion performance
- Smooth tapers and tip transitions allow consistent and controlled vascular access
- Robust hemostatic valves minimize back-bleeding and air aspiration
- Snap-lock feature secures dilator in sheath during insertion

Reliable hemostasis

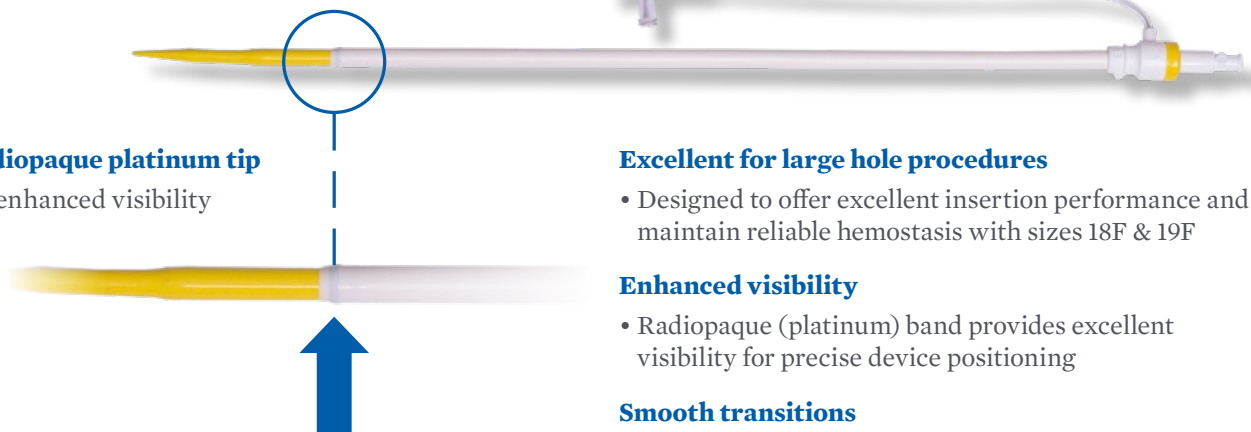
- Double-sealed hemostasis valve provides exceptional seals even around smaller Guide Wire diameters (0.014" Guide Wire compatible)



Unique double-sealed valve allows for more effective bleed-back management

ULTIMUM™ EV INTRODUCERS

Radiopaque platinum tip
for enhanced visibility



Excellent for large hole procedures

- Designed to offer excellent insertion performance and maintain reliable hemostasis with sizes 18F & 19F

Enhanced visibility

- Radiopaque (platinum) band provides excellent visibility for precise device positioning

Smooth transitions

- Dual tapered dilator for easy insertion

ORDERING INFORMATION

ULTIMUM™ INTRODUCER SHEATHS				
REORDER NUMBER	FRENCH SIZE (F)	SHEATH LENGTH (CM)	MAX GW DIAMETER (IN)	ACCESSORIES INCLUDED
407830	4	5	0.035	Dilator and Guide Wire
407840	4	12	0.035	Dilator and Guide Wire
407841	4-ACT	12	0.035	Dilator and Guide Wire
407851	4	23	0.035	Dilator and Guide Wire
407852	4-ACT	23	0.035	Dilator and Guide Wire
407692	6	26	0.038	Dilator
407831	5	5	0.038	Dilator and Guide Wire
407832	6	5	0.038	Dilator and Guide Wire
407833	7	5	0.038	Dilator and Guide Wire
407834	8	5	0.038	Dilator and Guide Wire
407836	5	8.5	0.038	Dilator and Guide Wire
407837	6	8.5	0.038	Dilator and Guide Wire
407838	7	8.5	0.038	Dilator and Guide Wire
407842	5	12	0.038	Dilator and Guide Wire
407843	5-ACT	12	0.038	Dilator and Guide Wire
407844	6	12	0.038	Dilator and Guide Wire
407845	6-ACT	12	0.038	Dilator and Guide Wire
407846	7	12	0.038	Dilator and Guide Wire
407847	7-ACT	12	0.038	Dilator and Guide Wire
407848	8	12	0.038	Dilator and Guide Wire
407849	8-ACT	12	0.038	Dilator and Guide Wire
407850	9	12	0.038	Dilator and Guide Wire
407853	5	23	0.038	Dilator and Guide Wire
407854	5-ACT	23	0.038	Dilator and Guide Wire
407855	6	23	0.038	Dilator and Guide Wire
407856	6-ACT	23	0.038	Dilator and Guide Wire
407857	7	23	0.038	Dilator and Guide Wire
407858	7-ACT	23	0.038	Dilator and Guide Wire
407859	8	23	0.038	Dilator and Guide Wire
407860	8-ACT	23	0.038	Dilator and Guide Wire
407861	9	23	0.038	Dilator and Guide Wire
407693	5	12	0.038	Dilator, Guide Wire, Syringe, and 18 gauge XTW Needle
407694	6	12	0.038	Dilator, Guide Wire, Syringe, and 18 gauge XTW Needle
407695	7	12	0.038	Dilator, Guide Wire, Syringe, and 18 gauge XTW Needle
407696	8	12	0.038	Dilator, Guide Wire, Syringe, and 18 gauge XTW Needle

ULTIMUM™ EV INTRODUCER SHEATHS				
REORDER NUMBER	FRENCH SIZE (F)	SHEATH LENGTH (CM)	MAX GW DIAMETER (IN)	ACCESSORIES INCLUDED
C407698	18	30	0.035	Dilator
C407699	19	30	0.035	Dilator
407638	5	5	0.035	Dilator and Guide Wire
407639	6	5	0.035	Dilator and Guide Wire
407640	7	5	0.035	Dilator and Guide Wire
407647	4	12	0.035	Dilator and Guide Wire
407648	5	12	0.035	Dilator and Guide Wire
407649	6	12	0.035	Dilator and Guide Wire
407650	7	12	0.035	Dilator and Guide Wire
407651	8	12	0.035	Dilator and Guide Wire
407652	9	12	0.035	Dilator and Guide Wire
407653	10	12	0.035	Dilator and Guide Wire
407654	11	12	0.035	Dilator and Guide Wire
407655	12	12	0.035	Dilator and Guide Wire
407657	4	23	0.035	Dilator and Guide Wire
407659	6	23	0.035	Dilator and Guide Wire
407660	7	23	0.035	Dilator and Guide Wire
407663	10	23	0.035	Dilator and Guide Wire
407697	12	30	0.035	Dual Tapered Dilator
407687	14	30	0.035	Dual Tapered Dilator
407689	18	30	0.035	Dual Tapered Dilator
407690	20	30	0.035	Dual Tapered Dilator
407688	16	35	0.035	Dual Tapered Dilator

ULTIMUM™ LT INTRODUCER SHEATHS				
REORDER NUMBER	FRENCH SIZE (F)	SHEATH LENGTH (CM)	MAX GW DIAMETER (IN)	ACCESSORIES INCLUDED
C407594	5	12	0.021	Dilator, Guide Wire, Needle
C407597	6	12	0.021	Dilator, Guide Wire, Needle
C407595	5	12	0.025	Dilator, Guide Wire, Needle
C407598	6	12	0.025	Dilator, Guide Wire, Needle
C407599	6	12	0.035	Dilator, Guide Wire, Needle

Caution: This product is intended for use by or under the direction of a physician. Prior to use, reference the Instructions for Use provided inside the product carton (when available), at eifu.abbottvascular.com or at medical.abbott/manuals for more detailed information on Indications, Contraindications, Warnings, Precautions and Adverse Events. **Information contained herein for DISTRIBUTION in Europe, Middle East and Africa ONLY.** Check the regulatory status of the device in areas where CE marking is not the regulation in force.

Tests performed by and data on file at Abbott. Illustrations are artist's representations only and should not be considered as engineering drawings or photographs. Photos on file at Abbott.

Abbott Vascular International BVBA

Park Lane, Culliganlaan 2B, 1831 Diegem, Belgium, Tel: 32.2.714.14.11

™ Indicates a trademark of the Abbott Group of Companies.

www.cardiovascular.abbott

©2019 Abbott. All rights reserved. 3-EH-1-9413-01 04-2019

